

**PARKSIDE**  
PTS

# PARKSIDE

## SERIES

### Tranquil Outdoor Moments

Experience the tranquility of outdoor living with the Parkside Series Patio Umbrella. Designed to create peaceful, shaded retreats in your garden, patio, or backyard, this umbrella captures the essence of relaxing park-side moments. Its sleek and sturdy design offers the perfect balance of function and form, providing a haven of shade where you can unwind and enjoy the outdoors.

Crafted with a durable aluminum pole and unyielding steel ribs, the Parkside Series stands strong against the elements, ensuring long-lasting performance. The easy crank lift makes opening and closing the canopy a breeze, while the simple push-button tilt allows effortless adjustments, giving you optimal shade at any time of day. Whether you're enjoying a quiet morning coffee or an evening gathering, the Parkside Series helps you savor each moment with ease and comfort.

Transform your outdoor space into a serene oasis with the Parkside Series.



**Aluminum Center Post**



**Crank Lift**



**Push-Button Tilt**



**Stainless Steel Ribs**

**CALIFORNIA  
UMBRELLA**





## FEATURES




### Durable Aluminum Center Pole

Crafted from high-quality, rust-resistant aluminum, ensures long-lasting durability and performance.



### Easy Crank Lift

Effortlessly open and close your umbrella with our user-friendly crank lift system, designed for smooth operation and convenience.



### Simple Push Button Tilt

Adjust the angle of your umbrella with a push tilt mechanism, providing optimal shade throughout the day.




### Unyielding Steel Ribs

Experience exceptional strength and resilience with steel ribs, ensuring your umbrella withstands the elements and provides long-lasting shade and protection.

## FRAME FINISHES



Bronze



Hammertone Gray

## FABRIC OPTIONS



## CANOPY CUSTOMIZATION

### Cut Style



SWV

### Valance



No Valance

Size options may limit certain features. Online listings might not reflect all supported options; for special requests, email [sales@marchproducts.com](mailto:sales@marchproducts.com)



## CONFIGURATION

### MODEL NAME

PTS908078-H909

### FRAME FINISH

Bronze

### CANOPY STYLE

Single Wind Vent

### PRIMARY FABRIC

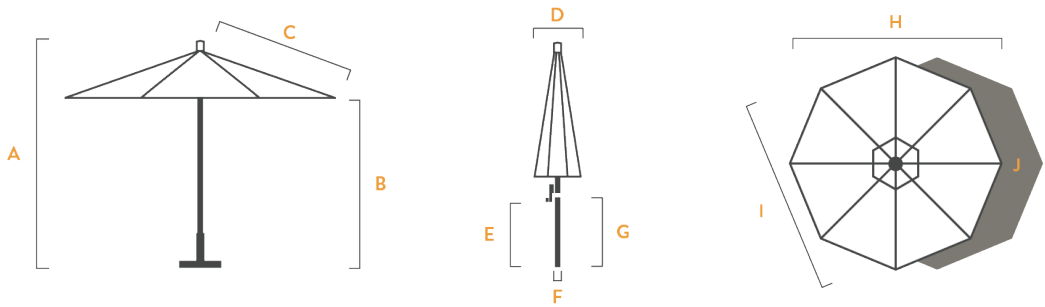
Sunbrella 5404 Natural


MAKE YOUR OWN



SCAN ME

# SPECIFICATIONS



SHAPES		
MODEL NAME	PTS908	
SIZES	9FT x 8 RIBS	
A(in/cm)	OVERALL HEIGHT	101 15⁄16 / 259
B(in/cm)	CANOPY CLEARANCE	81 1⁄2 / 207
C(in/cm)	RIB LENGTH	53 1⁄8 / 135
D(in/cm)	PARASOL WIDTH	5 1⁄2 / 14
E(in/cm)	TABLE CLEARANCE	40 9⁄16 / 103
F(in/cm)	POLE DIAMETER	1 1⁄2 / 3.8
G(in/cm)	BOTTOM POLE	40 / 102
H(in/cm)	CANOPY TIP TO TIP	104 3⁄4 / 267
I(in/cm)	CANOPY FLAT TO FLAT	96 3⁄4 / 246
J(ft²/m²)	SHADE COVERAGE	53.88 / 5.01

Dimension Tolerances ± 2" / 5cm. Dimensions shown are rounded to the nearest inch/cm and correspond to indicated lift system. Options are subject to change without notice.

# PRICING

(\$)	OLEFIN	280
(\$)	PACIFICA	330
(\$)	SUNBRELLA 1A	490
(\$)	SUNBRELLA 2A	520
(\$)	SUNBRELLA AWNING	N/A